


Trouble Shooting Guide

Item No: S606 12V TONKA DUMP TRUCK
Please be careful when using these tools !

Part 1: Check the connection in the battery compartment




Step 1. Open the seat



Step 2. Battery compartment overview



Step 3. Check the battery cable connection



Step 4. Check the motor connection

Part 2: Check the connection on the dashboard



Step 1. Check the forward & reverse switch




Step 2. Check the power switch

Part 3: Check the other connections



Step 1. Check the connection of pedal switch



Step 2. Check the connection of rear bucket switch