

MOTORIZED

MOTORIZED



ZP5251 MINI QUAD SERVICE GUIDE

Please follow the directions in the attached service guide to check the connections on your ride on. Most times it is a loose plug or switch that causes electric ride's to stop working.

Keep in mind the ride will not operate if the power adaptor/charger cable is plugged into the ride, this is a safety feature to ensure a child does not take off while it's plugged in and damage it.

Disconnect the charger from the car before trying to operate it.

To rule out a faulty fuse:

1. Under the seat in the battery compartment please disconnect the short cable from the red terminal of the battery.
2. Then disconnect the long cable that comes from the ride on wiring to the fuse
3. Connect this cable directly to the red terminal of the battery.

So what you have left over is the small black fuse and a short cable attached to it that are not connected to the ride. This is bypassing the fuse, try this to see if it is in fact a faulty fuse.

If you have a ride on that is 18+ months old and after following these directions you cannot get it going we recommend removing the battery and having the battery & charger tested by a professional.

Batteryworld.com.au offer this service over the counter in your local outlet.



Item #:ZP5251
description : 6V MINI QUAD



step1



step2



step3

- 1.replace the gear box
 - a.Per the above step ,unlock the screws
 - b.disconnect the plug of the battery and gear box
 - c.disconnect the battery wire.the disassemble the driving wheel and rear wheel ,then pull out the rear axle
 - d.unlock the screws of the grey plastic box ,then open it to get the gear box




step1



step2



step3



step4



step5



step6

2. open the seat ,then unlock the screws to check if the plug is connected



step1



step2



step3



step4



step5



step6

3.open the seat ,then check the auto-set fuse connection



step1



step2



step3



step4



step5

4. Per the above step. Then check the steering wheel connection




Hunter
Products


MOTOR PLUG – PIN TROUBLESHOOT

No. Pin pushed to side.

When plugged together the pin is not connecting with other plug.



Yes. Pin is central.



MOTORIZED